

FIA Rec No 5028  
 Group 1 Series Production  
 ADO50S/66 Touring

ROYAL AUTOMOBILE CLUB

31, Belgrave Square, London, S.W.1.

Form of recognition in accordance with  
 Appendix J to the International Sporting Code of the

FEDERATION INTERNATIONALE DE L'AUTOMOBILE

British Motor Corporation in	Cylinder-capacity.....	1275	cm <sup>3</sup> ..	77.9	in <sup>3</sup>
Manufacturer.....	Assoc. with Cooper Car Co.	Model.....	Austin/Morris Mini Cooper "S"		
Serial No. of chassis.....	K/A284 & C/A287	Manufacturer.....	British Motor Corporation		
engine.....	9F-SA-Y	Manufacturer.....	British Motor Corporation		
Recognition is valid from.....	1st Jan. 66	List.....	14		

The manufacturing of the model described in this recognition form was started on  
 ..... 3. 12. 1964 and the minimum production of ..... 5000 ..... identical cars,  
 in accordance with the specifications of this form was reached on .. 3. 12. 1965

Photograph A,  $\frac{3}{4}$  view of car from front



F.I.A. Stamp



R.A.C. Stamp

BMC



Model Mini Cooper "S"  
1275

No. 5027  
F.I.A. Rec.no.



in  
dr  
res

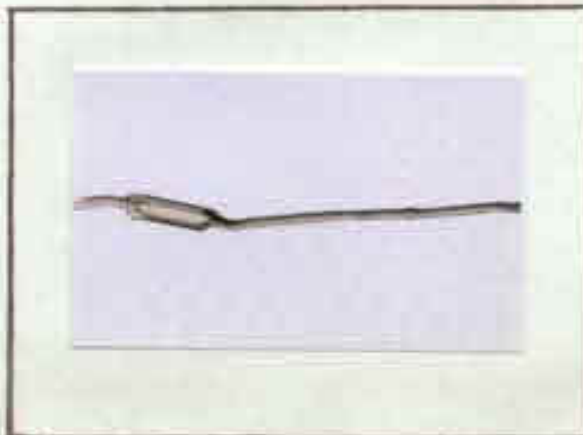

C



E




I





Make B/C

Model Mini Cooper "S" 1275 F.I.A. Rec



Car  
man

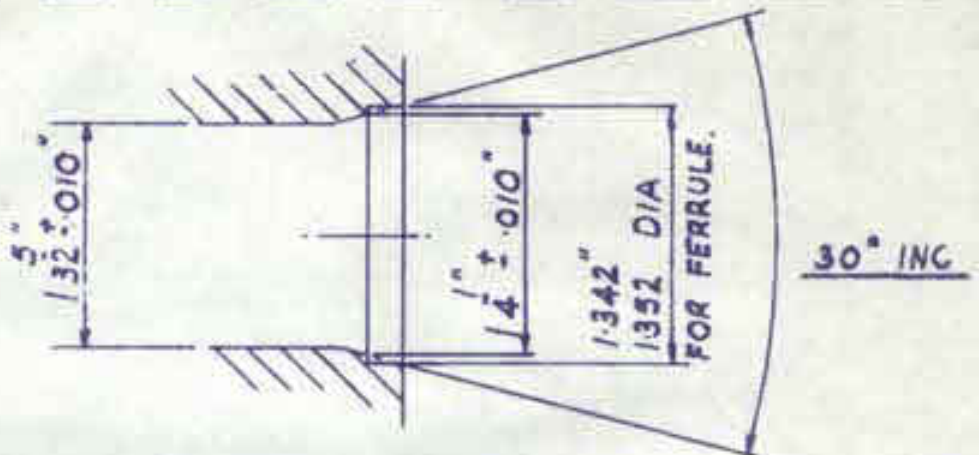
side of



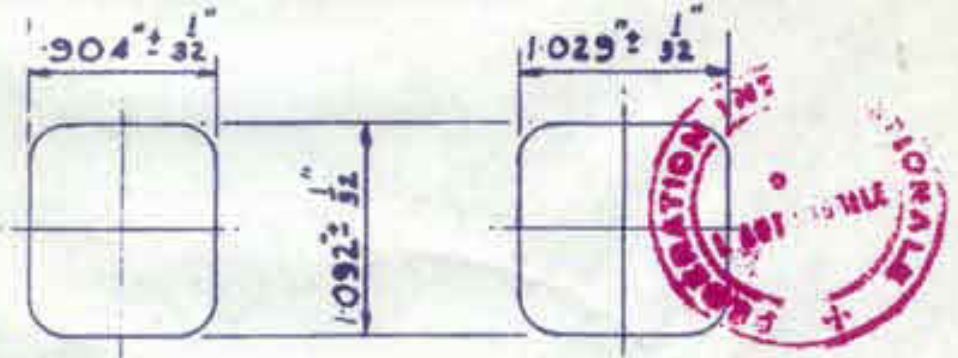
Drawing inlet manifold ports, side of cylinder-head. Indicate scale or dimensions and manufacturing tolerance.



Drawing of entrance to inlet port of cylinder-head. Indicate scale or dimensions and manufacturing tolerance.



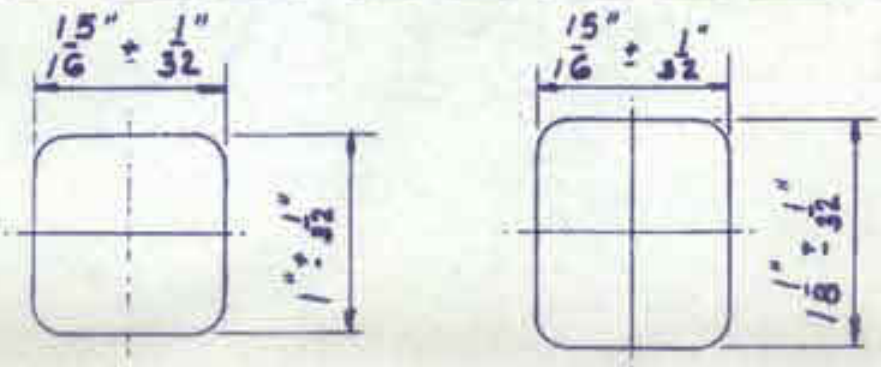
ring of exhaust manifold ports, side of cylinderhead. Indicate scale or dimensions and manufacturing tolerance.



FRONT & REAR

CENTRE

Drawing of exit to exhaust port of cylinderhead. Indicate scale or dimensions and manufacturing tolerance.



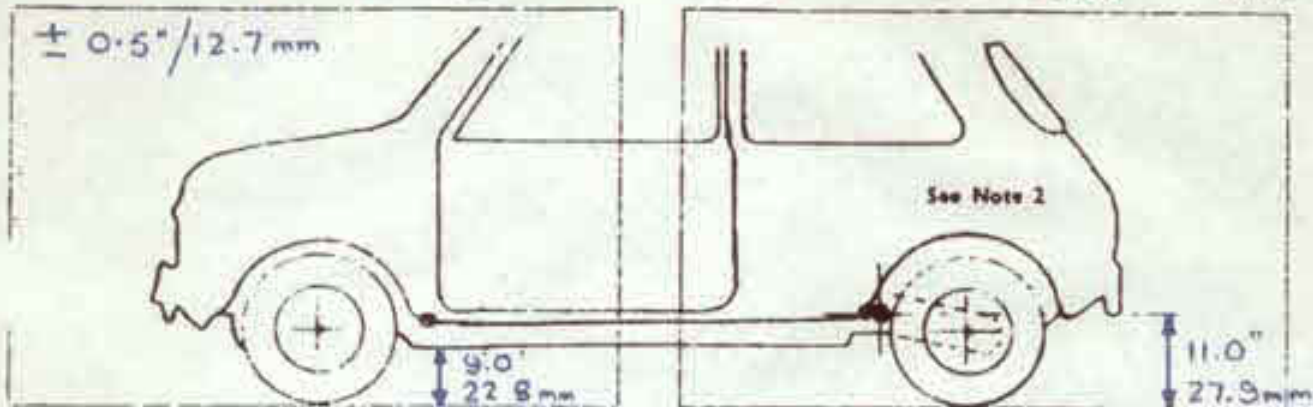
Make MG Model Mini Cooper "S" 1275 F.I.A. Rec. No. \_\_\_\_\_

**NOTE 1.**

All dimensions must be given in two measuring systems, see Note 3.

**CAPACITIES AND DIMENSIONS**

1. Wheelbase		2036.0	80.15	inches			
2. Front track ( $\pm 6.35$ mm/0.25")		3. Rear track ( $\pm 6.35$ mm/0.25")					
1222.4	mm.	48.125	inches	1176.0	mm.	46.31	inches



4. Overall length of the car	305.5	cm.	120.25	inches	
5. Overall width of the car	141.0	cm.	55.5	inches	
6. Overall height of the car	135.0	cm.	53.0	inches	
7. Capacity of fuel tank (reserve included)					
For Group 2 Only	50.0		gall. U.S.	11.0	gall. Imp.
For Group 1 Only	25.0	ltrs.	"	5½	"
8. Seating Capacity					
9. Weight. Total weight of the car with normal equipment, water, oil, and spare wheel but without fuel repair tools.	651.0	kg.	1435.0	lbs.	

**NOTE 2.**

Differences in track caused by the use of other wheels with different rim widths must be noted when recognition is requested for the wheels concerned. Specify ground clearance in relation to the track and give drawing of two easily recognisable points at front and rear at which measurements are taken. These ground clearance dimensions are only for information when checking the track and can in no way affect the eligibility of the car.

**NOTE 3.**

**CONVERSION TABLE**

1 inch/pouce	--	2.54	cm.	1 quart US	--	0.9464	ltrs.
1 foot/pied	--	30.4794	cm.	1 pint (pt)	--	0.568	ltrs.
1 sq. inch/pouce carre	--	6.452	cm. <sup>2</sup>	1 gallon Imp.	--	4.546	ltrs.
1 cubic inch/pouce cube	--	16.387	cm. <sup>3</sup>	1 gallon US	--	3.785	ltrs.
1 pound/livre (lb)	--	453.592	gr.	1 hundred weight (cwt.)	--	50.902	kg.



**CHASSIS AND COACHWORK (Photographs A, B and C)**

20. Chassis/body construction : ~~separate~~ / unitary construction  
 21. Unitary construction, material(s) **All steel**

**SEPARATE CONSTRUCTION - MATERIALS**

- |   |  |
|---|--|
| 22. Chassis   | 23. Coachwork                                      |
| 24. Number of doors <b>2</b>                              | Material(s) <b>All steel</b>                       |
| 25. Bonnet <b>Steel</b>                                   | 26. Boot Lid <b>Steel</b>                          |
| 27. Rear Window <b>Safety glass</b>                       | 28. Windscreen <b>Toughened or laminated glass</b> |
| 29. Front door windows <b>Safety glass</b>                | 30. Rear door windows                              |
| Sliding system of door windows <b>Horizontal channels</b> |  |
| Material(s) of rear-quarter light <b>Safety glass</b>     |  |

**ACCESSORIES AND UPHOLSTERY**

38. Interior heating : **yes - no**    39. Air conditioning : **-yes - no**  
 40. Ventillation : **yes - no**  
 41. Front seats, type of upholstery **Leathercloth**  
 42. Weight of front seat(s), complete with supports and rails, out of the car:

**7.27    kg.    16.0    lbs. each**

- |  |  |
|--|--|
| 43. Rear seats, type of upholstery <b>Leathercloth</b>                             |  |
| 44. Front bumper, material(s) <b>Steel</b> Weight <b>2.15</b> kg. <b>4.75</b> lbs. |  |
| 45. Rear bumper, material(s) <b>Steel</b> Weight <b>2.15</b> kg. <b>4.75</b> lbs.  |  |



**WHEELS**

- |  |  |
|--|--|
| 50. Type <b>Pressed steel</b>  |  |
| 51. Weight (per wheel, without tyre) <b>3.52</b> kg. <b>7.8</b> lbs. |  |
| 52. Method of attachment <b>4 studs</b>                              |  |
| 53. Rim diameter <b>254.0</b> mm. <b>10.0</b> ins.                   |  |
| 54. Rim width <b>88.9</b> mm. <b>3.5</b> ins.                        |  |

**STEERING**

60. Type **Rack & Pinion**  
 61. Servo-assistance : **yes - no**  
 62. Number of turns of steering wheel from lock to lock **2.33**  
 63. In case of servo-assistance.

SUSPENSION

- 70. Front suspension (photograph D), type Independent
- 71. Type of spring Hydrolastic displacer unit
- 72. Stabiliser (if fitted)
- 73. Number of shock absorbers 2 74. Incorporated in displacer unit
- 78. Rear suspension (photograph E), type Independent
- 79. Type of spring Hydrolastic displacer unit
- 80. Stabiliser (if fitted)
- 81. Number of shock absorbers 2 82. Type Incorporated in displacer unit

BRAKES (photographs F and G)

- 90. Method of operation Hydraulic
- 91. Servo-assistance (if fitted), type Diaphragm servo
- 92. Number of hydraulic master cylinders 1

	FRONT		REAR	
93. Number of cylinders per wheel	2		1	
94. Bore of wheel cylinder(s)	44.45 mm.	1.75 inches	15.875 mm.	0.625 inches
<b>Drum Brakes</b>				
95. Inside diameter	mm.	inches	177.8 mm.	7.0 inches
96. Length of brake linings	mm.	inches	171.5 mm.	6.75 inches
97. Width of brake linings	mm.	inches	31.75 mm.	1.25 inches
98. Number of shoes per brake	mm.	inches	mm.	inches
99. Total area per brake	mm <sup>2</sup>	sq.in.	1088 mm <sup>2</sup>	166.8 sq.in.
<b>Disc Brakes</b>				
100. Outside diameter	190.5 mm.	7.5 inches	mm.	inches
101 Thickness of disc	9.52 mm.	0.375 inches	mm.	inches
102 Length of brake linings approx	69.85 mm.	2.75 inches	mm.	inches
103 Width of brake linings approx	42.85 mm.	1.68 inches	mm.	inches
104 Number of pads per brake	2			
105 Total area per brake	5575.0 mm <sup>2</sup>	8.64 sq.in.	mm <sup>2</sup>	sq.in.



## ENGINE (photographs J and K)

130. Cycle	4 stroke	131. Number of cylinders	4
132. Cylinder Arrangement	In line		
133. Bore	70.63 mm. 2.78 in.	134. Stroke	81.33 mm. 3.2 in.
135. Capacity per cylinder			318.7 cm <sup>3</sup> 19.4 cu.in.
136. Total cylinder capacity			1275 cm <sup>3</sup> 77.9 cu.in.
137. Material(s) of cylinder block	Cast iron		
138. Material(s) of sleeves (if fitted)	Cast iron		
139. Cylinder head, material(s)	Cast iron		1
140. Number of inlet ports	2	141. Number of exhaust ports	3
142. Compression ratio	9.75:1		
143. Volume of one combustion chamber			21.4 cm <sup>3</sup> 1.31 cu.in.
144. Piston, material	Aluminium alloy	145. Number of rings	4
146. Distance from gudgeon pin centre line to highest point of piston crown			37.91/38.03 mm. 1.492/1.496 in.
147. Crankshaft : <del>cast</del> / Stamped		148. Type of crankshaft :	integral/.....
149. Number of crankshaft main bearings	3		
150. Material of bearing cap	S.G. iron		
151. System of lubrication :	dry sump / oil in sump		
152. Capacity, lubricant	5.11 ltrs. 9 pts.		Quarts U.S.
153. Oil cooler : yes / no		154. Method of engine cooling	Pressurized
155. Capacity of cooling system	2.98 ltrs. 5.25 pts.		Quarts U.S.
156. Cooling fan (if fitted) dia.			26.51
157. Number of blades of cooling fan	16		
Bearings			
158. Crankshaft main, type	Thin wall	Dia.	50.82 mm.
159. Connecting rod, big end	Thin wall	Dia.	41.29 mm.
Weights			
160. Flywheel (clean)		7.36	16.25 lbs.
161. Flywheel with clutch (all turning parts).		11.89	
162. Crankshaft	11.43 kg. 25.25 lbs.	163. Connecting rod	
164. Piston with rings and pin		0.35	



BAC

Model Mini Cooper "S" F.I.A. Rec.no.  
1275

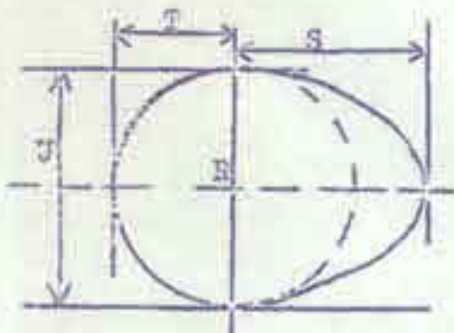
ENGINE ACCESSORIES

- 230. Fuel pump : electric.
- 231. No. fitted 1
- 232. Type of ignition system HF coil
- 233. No. of distributors 1
- 234. No. of ignition coils 1
- 235. No. of spark plugs per cylinder 1
- 236. Generator, number fitted 1
- 237. Method of drive Wedge belt
- 238. Voltage of generator 12 volts.
- 239. Battery, number 1
- 240. Location Luggage compartment
- 241. Voltage of battery 12 volts

ENGINE AND CAR PERFORMANCES (as declared by manufacturer in catalogue)

- 250. Max. engine output 75 (type of horsepower: BHP ) at rpm
- 251. Max. rpm output at that figure
- 252. Max torque 80 lb. ft at 3000 rpm
- 253. Max speed of the car 152.9 km/hour 95.0 miles/hour

R = centre of camshaft.



Inlet cam

S = 20.37  
T = 13.97  
U = 26.17

mm. 0.809 inches  
mm. 0.543 inches  
mm. 1.031 inches

Exhaust cam

S = 20.55  
T = 13.79  
U = 27.69

mm. 0.809 inches  
mm. 0.543 inches  
mm. 1.09 inches





**IMPORTANT** - The conformity of the car with the following items of the present recognition form is to be disregarded during the scrutineering, when the vehicle has been entered in group 2 (Touring cars) or 3 (Grand Touring cars): 41, 72, 80, 91, 142, 143, 144, 145, 146, 153, 156, 157, 160, 161, 162, 163, 164, 182, 184, 186, 187, 188, 189, 199, 201, 202, 203, 212, 213, 215, 216, 222, 225, 230, 250, 251, 252, 253, and photographs I, H and N.

During the scrutineering of cars entered in group 4 (sportscars) only the following items of the present recognition form are to be taken into consideration: 1, 2, 3, 9, 20, 21, 22, 23, 24, 25, 26, 70, 71, 78, 79, 90, 130, 131, 132, 133, 134, 135, 136, 137, 138, 139, 140, 141, 147, 148, 149, 150, 158, 159, 170, 171, 172, 173, 185, 200, 270, 271, 274, 275, 290, 291, 292 and photographs A, B, D, E, F, G, H, J, K and O.

The vehicle described in this form has been subject to the following amendments:

on 26/1/1966 rec.no. 502874 List 2 on.....19.. rec.no.....List.....  
 on.....19.. rec.no.....List..... on.....19.. rec.no.....List.....  
 on.....19.. rec.no.....List..... on.....19.. rec.no.....List.....  
 on.....19.. rec.no.....List..... on.....19.. rec.no.....List.....  
 on.....19.. rec.no.....List..... on.....19.. rec.no.....List.....

Optional equipment affecting preceding information. This to be stated together with reference number.

293. Final drive ratio - 4.133:1  
 Number of teeth - 15/62

Alternative heavy duty export suspension:-

71. Hydrolastic displacer unit - Part Number G-21A.1819  
 79. Hydrolastic displacer unit - Part Number G-21A.1821

